



PROBLIND

roller blind and mosquito screen
manufacturer



Catalogue of **products and inspirations**



About us

We are a Polish manufacturer of indoor roller blinds and have been providing systems and solutions for the most demanding business clients and individual customers since 2014. Our extensive product catalogue includes textile smooth blinds, blackout blinds, day-night blinds, 3D day-night blinds, pleated shades, wooden and aluminium Venetian blinds, sunlight blinds, and mosquito screens. Our solutions raise indoor comfort and serve as elements of interior decoration. The practically unlimited selection of systems and fabrics provides plenty of possible arrangements!

Our years of business have produced thousands of satisfied clients and millions of metres of fabric per year adorning home and office interiors throughout Europe.

See our offer
The Problind Team



TABLE OF CONTENTS

Roller blind system MINI	5
Roller blind system B1 MINI LUX	6
Roller blind system PVC CASSETTE	7
Roller blind system ALU CASSETTE spatial	8
Roller blind system ALU CASSETTE on-pane mount	9
Roman blind CORD MECHANISM	10
Pleated shade BASIC	11
Pleated shade LUX	12
Pleated shade LUX - COMFORT	13
Pleated shade ROOF	14
Roof window roller blind PROBLIND 2.0	15
NON-CASSETTE FREE-HANGING ROLLER SYSTEM B2	16
Free-hanging roller blind NON-CASSETTE	17
Free-hanging roller blind CASSETTE B 50	18
Free-hanging roller blind CASSETTE B 55	19
Vertical blinds VERTICALS	20
Venetian blinds WOOD OR ALUMINIUM	21
Framed MOSQUITO SCREEN	22
Mosquito DOOR SCREEN	23
Retractable mosquito screen FOR WINDOWS AND ROOF WINDOWS	24
Mosquito screen PLEATED	25
Mosquito screen SLIDING	26
TYPES OF GUIDES	27
OUR INSPIRATIONS	28



OUR PRODUCTS



Roller blind system MINI

Mini roller blinds with string support are among the most popular window blinds. They can be installed in home windows and doors without the need for drilling onto the frame. The small cord mechanism is equipped with a stop system, which means that you can stop the blind at any height. Our blinds are made with top quality components and fabrics provided by leading manufactures.



Available fabric options:



Day-night



Smooth




Thermal blocking
/ blackout



Screen

Colours of the MINI day/night mechanisms:



White




Brown



Anthracite

Colours of the MINI mechanisms:



White



Brown

Dimensions:

WIDTH

MIN 20 cm

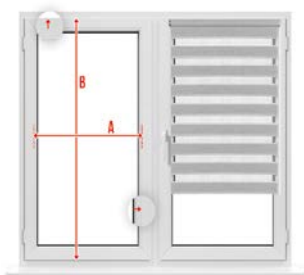
MAX 150 cm

LENGHT

MAX 230 cm

Control options:

- chain
- Standard chain length: 98cm
- Controlling side: Universal - customer decide themselves on which side they want to install the mechanism



How to measure?

List the following:
width A - from glazing strip to glazing strip
height B - size of full window frame



Roller blind system **B1 MINI LUX**

The B1 roller blind is a free-hanging system with a PVC bracket. The universal installation package makes it possible to install the blind to the window frame, wall, or ceiling. The product has a revolving chain head, which makes it possible to control with the chain at an angle. The main function of the blind is to keep out sunrays, but it also serves as an element of interior decoration.



Available fabric options:



Day-night



Smooth




Thermal blocking
/ blackout



Screen

Mechanism colours:



White



Brown



Anthracite

Control options:

- chain
 - motor
 - **IMPORTANT:**
Provide the side on which the chain will be mounted.
- Standard chain length:
98 cm.

Dimensions:

WIDTH

MIN 20 cm

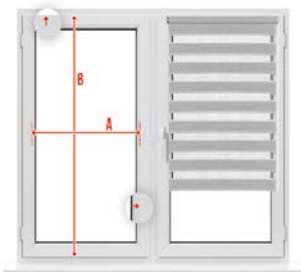
MAX 150 cm

LENGTH

MAX 230 cm

How to measure?

- To window frame, no drilling:
 - width A - from glazing strip to glazing strip
 - height B - size of full window frame
- Wall mount
 - window recess height and width plus excess material outside the recess. Always add 25 cm to the height.
- Ceiling mount
 - window recess width and height measured from windowsill to ceiling
- Installation in window recess:
 - recess height and width





Roller blind system PVC CASSETTE

The PVC cassette roller blind is installed with special foam tape and requires no drilling. The tape is a durable material and will stay in place for years to come. Unlike other popular solutions, there will be no holes in the window frame if you decide to remove the cassette.



Available fabric options:



Day-night



Smooth




Thermal blocking
/ blackout



Screen

Mechanism colours:



White



Brown



Anthracite

Faux wood:



Golden
oak



Light oak



Walnut



Wenge
walnut



Mahogany



Cherry

Dimensions:

WIDTH

MIN 20 cm

MAX 150 cm

LENGHT

MAX 230 cm

• Available cassette sizes:

- B19 (3,7cmx5,1cm)
- B39 (5,2cmx6,6cm)
- B49 (4,3cmx6,0cm)

• Available guide options:

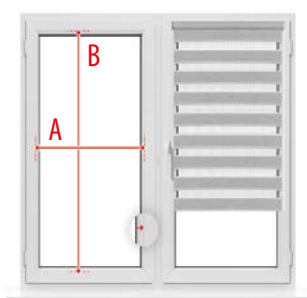
- with narrow foot
- standard

Control options:

• chain

• **IMPORTANT:**

Provide the side on which the chain will be mounted.



How to measure?

List the following:

width A - from glazing strip to glazing strip
height B - from glazing strip to glazing strip



• • •
Roller blind system
ALU CASSETTE
spatial

The roller blind in an aluminium cassette with spatial guides type C made of PVC is installed without drilling to the window frame. The exceptionally simple and practical installation involving foam tape ensures that the blind will be durable for years to come. It can also be installed with no-drill brackets to the window frame or tightened to the window frame with screws.



Available fabric options:



Day-night



Smooth




Thermal blocking / blackout



Screen

Mechanism colours:



White



Brown



Anthracite

Faux wood:



Golden oak



Mahogany



Dark walnut



Swamp oak



Winchester

Dimensions:

WIDTH

MIN 20 cm

MAX 150 cm

LENGHT

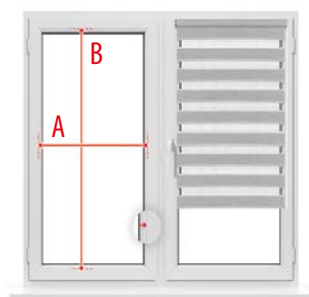
MAX 200 cm

(MAX 140 cm for the premium day-night fabrics)

- Available guide options:
 - with narrow foot
 - standard

Control options:

- chain
- motor
- **IMPORTANT:** Provide the side on which the chain will be mounted.
- **CASSETTE SIZE:** 4,5x7 cm



How to measure?

List the following:
 width A - from glazing strip to glazing strip
 height B - from glazing strip to glazing strip



Roller blind system **ALU CASSETTE** on-pane mount

Our next window decoration product is the aluminium cassette roller blind system. These blinds come in a smaller cassette, which houses the fabric. The side guides are flat. This is a clear advantage as the product can be installed to the window frame and the window opening area will still remain relatively big. The cassette is aluminium and the side guides are made of PVC.



Available fabric options:



Day-night



Smooth



Thermal blocking
/ blackout



Screen

Dimensions:

WIDTH

MIN 20 cm


MAX 150 cm

LENGTH

MAX 200 cm

(MAX 140 cm for
the premium day-
night fabrics)

Mechanism colours:



White



Brown



Anthracite

- Available guide options:
 - standard
 - 4 cm wide
 - for rounded glazing strips

Control options:

- chain
- motor

Faux wood:



Golden
oak



Mahogany



Dark
walnut

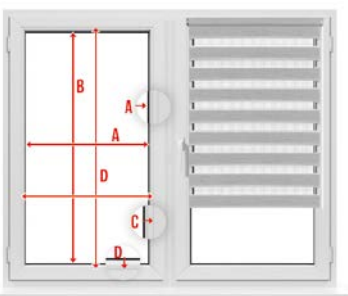


Swamp
oak



Winchester

- **IMPORTANT:**
Provide the side on which
the chain will be mounted.
- **CASSETTE SIZE:** 3x7 cm



How to measure?

Please list the following:

- width A - size of only the window glass
- height B - size of only the window glass
- width C - from glazing strip to glazing strip
- height D - from glazing strip to glazing strip




• • • Roman blind CORD MECHANISM

The perfect solution for people who want something both nice and functional is the Roman shade, which combine style, elegance, simplicity and functionality. Our roman shades come in dozens of stylish designs. They are made from top quality fabrics that are carefully selected and tested before the production stage. The fabric is the most important part of the roman shades, as it determines the decorative effect and, consequently, the impact of the whole blind. We are a direct manufacturer of roman blinds and we are able to produce a roller blind in accordance with the various expectations of the customer.



Available fabric options:




sheer roman shade



blackout roman shade

Mechanism colours:



White

Installation:

- wall
- ceiling
- Window frame

Control options:

- chain
- **IMPORTANT:**
Provide the side on which the chain will be mounted.

Dimensions:

WIDTH

MIN 20 cm

MAX 250 cm

LENGHT

MAX 250 cm

How to measure?

1. Wall mount

- window recess height and width plus excess material outside the recess. Always add 25 cm to the height.

2. Ceiling mount

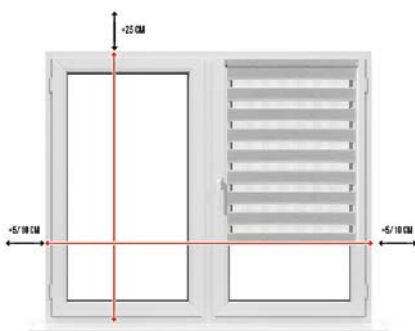
- window recess width and height measured from windowsill to ceiling

3. Window frame mount:

same as for mini roller blind (page 5)

4. Installation in window recess:

- recess height and width





● ● ● Pleated shade **BASIC**

Window plisses are universal shades. They have the advantage of being able to cover up any part of the window. That makes adjusting the intensity and angle of the sunrays as easy as ABC. Plisse shades are made of pleated fabric that is very durable and comes in a wide selection of colours.



Available fabric options:




Standard



Thermal blocking
/ blackout

Mechanism colours:



White



Brown

Installation:

- With drilling
(at glazing strip or window frame)
- No drilling
(to window frame)

Dimensions:

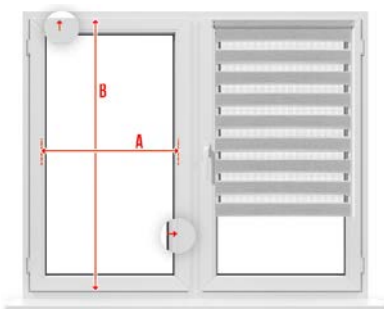
WIDTH

MIN 20 cm

MAX 130 cm

LENGHT

MAX 250 cm



How to measure?

1. Installation to window frame, no drilling:
A. width from glazing strip to glazing strip
B. height of full window frame
2. Installation with drilling:
- width and height of only the glass without the gasket



Pleated shade **LUX**

The LUX pleated shade is a stylish and practical harmonica system. The brackets are made of aluminium. The shades are controlled with handles fixed permanently to the bracket. The springs installed in the bracket make the shade easy to install and convenient to use. Thanks to its functions, it can be installed in any room.



Available fabric options:



Standard



Thermal blocking
/ blackout



Paradise

Installation:

- With drilling
(at glazing strip or
window frame)
- No drilling
(to window frame)

Dimensions:

WIDTH


MIN 20 cm

MAX 150 cm

LENGTH

MAX 280 cm

Mechanism colours:



White



Brown



Anthracite



Silver

Faux wood:



Golden
oak



Pine



Walnut



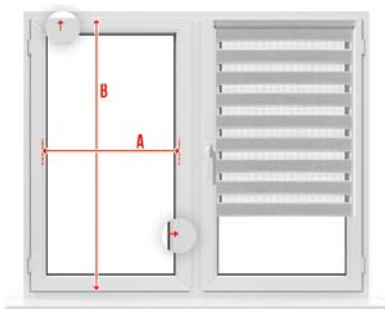
Swamp
oak



Mahogany



Winchester



How to measure?

1. Installation to window frame, no drilling:
A. width from glazing strip to glazing strip
B. height of full window frame
2. Installation with drilling:
- width and height of only the glass without the gasket.

Important

A control rod-extension can be installed upon request of the client.



• • • Pleated shade **LUX - COMFORT**

The LUX COMFORT pleated shade offers an innovative installation system. The top is mounted permanently, which makes the blind suitable for bigger windows. It is controlled with a string or motor. The innovative solution makes the shade more convenient to use.



Available fabric options:



Standard




Thermal blocking
/ blackout



Paradise

Mechanism colours:



White



Brown



Anthracite



Silver

Faux wood:



Golden
oak



Pine



Walnut



Swamp
oak



Mahogany



Winchester

Installation:

- With drilling

Control options:

- string
- motor

- **IMPORTANT:**
Provide the side on which
the chain will be mounted.

Dimensions:

WIDTH

MIN 20 cm

MAX 230 cm

LENGHT

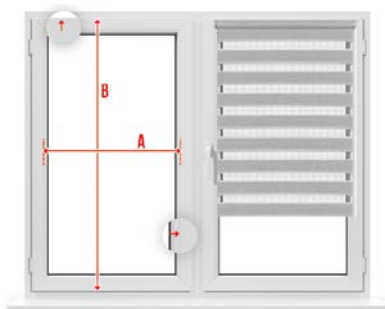
MAX 400 cm

How to measure?

1. Wall mount
- recess height and width plus excess material outside the recess. Always add 25 cm to the height.
2. Ceiling mount
- window recess width and height measured from windowsill to ceiling
3. Installation in window recess:
- recess height and width

Important

A control rod-extension can be installed upon request of the client.





Pleated shade ROOF

The pleated roof shade is an innovative solution, which can replace traditional roof roller blinds. The harmonica-fabric plisse can also serve as an element of window decoration. It helps light up the room but protects from excessive sunrays. The system offers the ability to shade any part of the window thanks to the two moving brackets.



Available fabric options:



Thermal blocking Stadard / blackout



Paradise

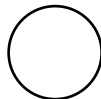
Mechanism colours:



Silver



Light pine



White

Installation:

- With drilling to window frame

Dimensions:

- Our blinds are compatible with the following window brands: Fakro, Velux, Optilight
- **IMPORTANT:**
A control rod-extension can be installed upon request of the client.



How to measure?

Check the code on the window's nameplate (the small silver plate on the window frame).

ATTENTION! THE PRODUCT IS MADE ACCORDING TO THE ALGORITHM OF THE MANUFACTURER. INCORRECT MEASUREMENTS MAY MAKE IT IMPOSSIBLE TO INSTALL OR FAIL IN USE.



Roof window roller blind **PROBLIND 2.0**

When compared to other popular roof window blinds, this is a very innovative product. The brackets holding the blind are fixed to the window frame, which makes the product much easier to install to most roof windows. The standard fabric is blackout thermal blocking, which means that it is lined with a silver layer on the outside. This layer deflects sunrays that are coming in through roof windows.



Available fabric options:



Thermal blocking
/ blackout



Smooth



Screen

Installation:

- With drilling to window frame

Dimensions:

- Our blinds are compatible with the following window brands: Fakro, Velux, Optilight

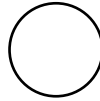
Mechanism colours:



Silver



Light pine



White



How to measure?

Check the code on the window's nameplate (the small silver plate on the window frame).

ATTENTION! THE PRODUCT IS MADE ACCORDING TO THE ALGORITHM OF THE MANUFACTURER. INCORRECT MEASUREMENTS MAY MAKE IT IMPOSSIBLE TO INSTALL OR FAIL IN USE.



NON-CASSETTE FREE-HANGING ROLLER SYSTEM B2

The B2 free-hanging, made-to-measure, cassette-free roller blind is used to cover large areas. It is installed to the wall or ceiling with installation clips. The B2 roller blind has a moving chain head, which makes it suitable for installation both inside and above recess without forcing the need to rotate the chain manually.



Available fabric options:



Day-night



Smooth



Thermal blocking
/ blackout

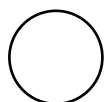


Day-night 3D



Screen

Mechanism colours:



White



Czarny

Installation:

- wall
- ceiling
- in window recess

Control options:

- chain
- motor
- spring

• IMPORTANT:

Provide the side on which the chain will be mounted.

Dimensions:

WIDTH

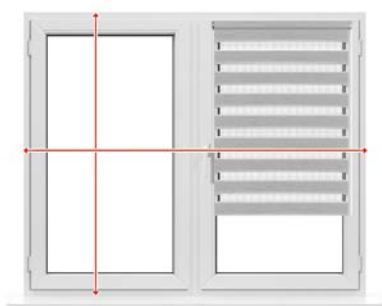
MIN 55 cm

MAX 220 cm

LENGTH

MAX 250 cm

(MAX 290 cm
for the screen fabrics)



How to measure?

1. Wall mount
 - window recess height and width plus excess material outside the recess. Always add 25 cm to the height.
2. Ceiling mount
 - window recess width and height measured from windowsill to ceiling
3. Installation in window recess:
 - recess height and width



Free-hanging roller blind **NON-CASSETTE**

The free-hanging, made-to-measure, cassette-free roller blinds are dedicated for bigger glass surfaces and aim to protect the interior from excess heat. They are installed to the wall or ceiling with installation clips above or inside the window recess. MGS roller blinds are cassette-free, which means that the material is not rolled up into a masking cassette.



Available fabric options:



Day-night



Smooth




Thermal blocking
/ blackout



Screen

Mechanism colours:



White

- **IMPORTANT:**
Provide the side on which the chain will be mounted.

Installation:

- wall
- ceiling
- in window recess

Control options:

- chain

Dimensions:

WIDTH

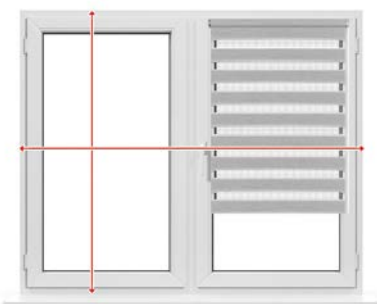
MIN 55 cm

MAX 220 cm

LENGTH

MAX 250 cm

(MAX 290 cm
for the screen fabrics)



How to measure?

1. Wall mount
 - window recess height and width plus excess material outside the recess. Always add 25 cm to the height.
2. Ceiling mount
 - window recess width and height measured from windowsill to ceiling
3. Installation in window recess:
 - recess height and width



• • •

Free-hanging roller blind **CASSETTE B 50**

The free-hanging cassette B 50 roller blinds compose of a system where the winding tube and fabric are concealed inside the cassette. It is mounted to walls or ceilings with clips above or inside the window recess. The B 50 roller blinds offer high quality, solid bottom weights in the edge of the fabric in the colour of the frame, and a metal chain for a premium effect. Cassette size: 6.5 x 6.5 cm.



Available fabric options:



Day-night



Smooth




Thermal blocking
/ blackout



Screen

Mechanism colours:



White



Silver



Black



Anthracite

Installation:

- wall
- ceiling
- in window recess

Control options:

- chain

• IMPORTANT:

Provide the side on which the chain will be mounted.

Dimensions:

WIDTH

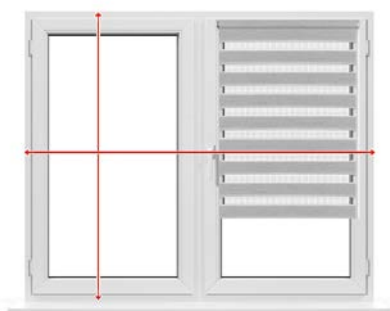
MIN 55 cm

MAX 220 cm

LENGHT

MAX 250 cm

(MAX 290 cm
for the screen fabrics)



How to measure?

1. Wall mount
 - window recess height and width plus excess material outside the recess. Always add 25 cm to the height.
2. Ceiling mount
 - window recess width and height measured from windowsill to ceiling
3. Installation in window recess:
 - recess height and width



Free-hanging roller blind **CASSETTE B 55**

The free-hanging cassette B 55 roller blinds is a system designed for installation on glazing where increased strength of the winding tube is required. The fabric is wound onto the aluminium tube with inlet, which means that the width size can exceed 250 cm. The B 55 roller blind is mounted to walls or ceilings with pivot clamps above or inside the window recess. Cassette size: 8.5 x 8.5 cm.



Available fabric options:



Day-night



Smooth




Thermal blocking
/ blackout



Screen

Mechanism colours:



White



Silver



Textured black

Installation:

- wall
- ceiling
- in window recess

Control options:

- chain
- motor
- spring
- **IMPORTANT:**
Provide the side on which the chain will be mounted.

Dimensions:

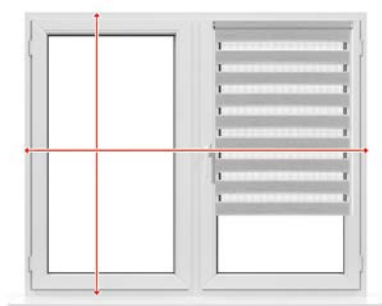
WIDTH

MIN 55 cm

MAX 280 cm

LENGTH

MAX 500 cm



How to measure?

1. Wall mount
 - window recess height and width plus excess material outside the recess. Always add 25 cm to the height.
2. Ceiling mount
 - window recess width and height measured from windowsill to ceiling
3. Installation in window recess:
 - recess height and width



Vertical blinds **VERTICALS**

Popular in public buildings, usually found in hospitals, offices, and workplaces. This system allows the blinds to move horizontally. Thanks to the revolving fabric catches, we can set indoor darkness to our liking.



Available fabric options:



Smooth



Thermal blocking
/ blackout



Screen

Installation:

- wall
- ceiling
- in window recess

Control options:

- chain-string

Dimensions:

WIDTH


MIN 55 cm

MAX 250 cm

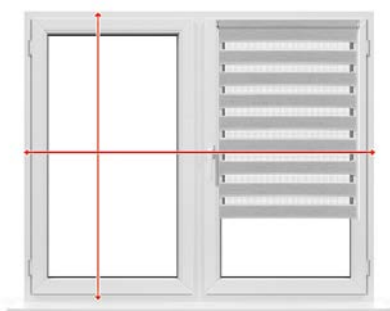
LENGTH

MAX 500 cm

Mechanism colours:



White



How to measure?

1. Wall mount
 - window recess width plus excess material outside the recess. Always provide total height, i.e. fabric + mechanism.
2. Ceiling mount
 - window recess width and height measured from windowsill to ceiling
3. Installation in window recess:
 - recess height and width



• • • Venetian blinds **WOOD OR ALUMINIUM**

Venetian blinds are among the most recognisable window shade systems. They have been on the market for years, but continue to be popular due to their functionality and durability. Venetian blinds can be installed on modern wooden and PVC windows. Thanks to their design and resistance to humidity, the aluminium version is perfect for kitchens and bathrooms.



Available fabric options:



Wood



Aluminium

Mechanism colours:



Same as slat
colour

Installation:

- wall
- ceiling
- in window recess
- to window frame, no drilling
- with drilling in pane face

Slat width:

- 50 mm
- 25 mm
- 16 mm (ALU only)

Control options:

- string
- electric system

How to measure?

1. Wall mount, ceiling mount, and in recess: like free-hanging roller blind B 50 (page 18).
2. No drilling - like mini roller blind (page 5).
3. With drilling
- width and height of only the pane without the gasket.

Dimensions:

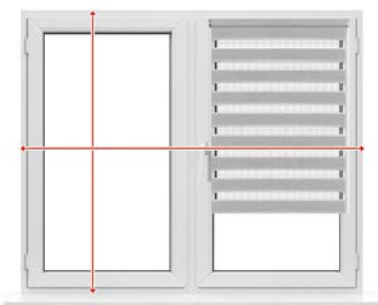
WIDTH

MIN 55 cm

MAX 240 cm

LENGTH


MAX 250 cm






••• Framed MOSQUITO SCREEN

The mosquito window screen is made of netting fixed in an aluminium frame, which is installed to the window. The durable design ensures a long lifespan of the product. You can easily install the screen by yourself with the pivot clamps, thanks to which the screen can be quickly installed or removed from the window frame.



Frame colours:



White



Brown



Anthracite



Golden oak



Mahogany



Walnut



Winchester

Netting colours:



Gray



Black

Dimensions:

WIDTH

MIN 25 cm

MAX 130 cm

LENGTH

MAX 200 cm



How to measure?

- Measure the width and height of the window face at the widest point.
- Measure the thickness of the window frame groove and frame itself with the sealing.



Mosquito DOOR SCREEN


Mosquito door screens are very popular solutions for balcony windows. The ergonomic reinforcing bar, which also serves as the handle, not only looks good but is very practical. The screen is installed in the door recess. The mosquito screen is set in a frame - this makes it more stable.



Frame colours:



Netting colours:



Strony zawiasów: PRAWA, LEWA (PATRZĄC OD ZEWNĄTRZ)

Dimensions:

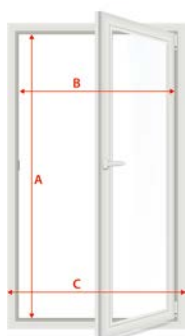
WIDTH

MIN 50 cm

MAX 120 cm

LENGHT

MAX 250 cm



How to measure?

List the following:

A - width of the balcony window face, edge to edge.

B - height of the balcony window face, edge to edge.

C - width of entire internal lining, including window frame.

Check your window for a vent or irregular finishing that may prevent the screen from fulfilling its role.

The dimensions provided in your order are treated as total dimensions of the mosquito net with the frame.




Retractable mosquito screen FOR WINDOWS AND ROOF WINDOWS

Retractable mosquito screens are innovative products for installation in window and door recesses and on frames. The screen is installed in a cassette that houses the netting and guides. All these parts create a tight system, which keeps out pesky bugs and insects as well as debris from trees, shrubs, and flowers. The cassette is equipped with a spring, thanks to which the screen can be installed vertically. When rolled out, the netting is caught by the hook strip or the catches inside the guides. This system is perfect for roof windows.



Frame colours:



White



Brown



Mahogany



Anthracite



Golden oak




Walnut

Netting colours:



Gray



Black

Installation:

- window frame (outside)
- window recess
- wall/ceiling

Dimensions:

WIDTH

MIN 50 cm

MAX 120 cm

LENGTH

MAX 250 cm



How to measure?

For mosquito roof window screens:

- Measure the width and height of the internal lining face.

For mosquito window screens:

- Measure the width and height of the window face
- Measure the width of the window frame in several places




Mosquito screen **PLEATED**

Pleated mosquito door screens are the perfect solutions to protect terrace and balcony doors from insects, dust, and pollen. The pleated screen is an innovative cover, which does not restrict door functions and can be stopped anywhere. The product has a special pleated mesh, which - when closed - folds up into a harmonica and hides inside the side bracket.



Frame colours:



White



Brown



Anthracite



Golden oak




Walnut

Netting colours:



Gray



Black

Dimensions:

WIDTH

MIN 100 cm

MAX 400 cm

LENGHT

MAX 270 cm

How to measure?

List the following:

A - width of the balcony window face, edge to edge.

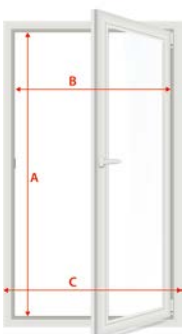
B - height of the balcony window face, edge to edge.

C - width and height of entire internal lining, including window frame.

Check your window for a vent or irregular finishing that may prevent the screen from fulfilling its role.

The dimensions provided in your order are treated as total dimensions of the mosquito net with the frame.

IMPORTANT: Please specify interior sliding direction.






Mosquito screen **SLIDING**

A sliding mosquito screen is the perfect solution for big, glazed, sliding terrace windows. The innovative mosquito screens are made of durable and flexible materials, which are both effective and stylish. The screen runs on two (single or dual track) guides. The screen does not have a partition bar to ensure appropriate aesthetics.



Frame colours:



White



Brown



Anthracite



Golden
oak




Walnut

Netting colours:



Gray



Black

Dimensions:

WIDTH

MIN 150 cm



MAX 250 cm



LENGTH

MAX 460 cm
(triple door)

MAX 350 cm
(double door)

MAX 350 cm
(single door)

How to measure?

List the following:

A - width of the balcony window face, edge to edge.

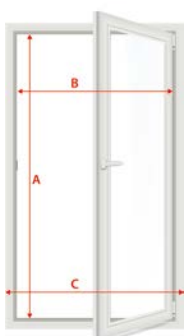
B - height of the balcony window face, edge to edge.

C - width and height of entire internal lining, including window frame.

Check your window for a vent or irregular finishing that may prevent the screen from fulfilling its role.

The dimensions provided in your order are treated as total dimensions of the mosquito net with the frame.

IMPORTANT: Please specify the width of every sliding frame.



TYPES OF GUIDES



ALU wide flat guide – 3.8 cm

Used in ALU glazing cassettes

Available colour options:
white, brown, anthracite



ALU standard flat guide - 3,2 cm

Used in ALU glazing cassettes

Available colour options:
white, brown, anthracite, dark golden oak, walnut, swamp oak, mahogany, winchester



PVC flat guide with foot - 3,2 cm

Used in ALU glazing cassettes with rounded glazing strip

Available colour options:
white, brown, anthracite, dark golden oak, walnut, swamp oak, mahogany, winchester



PVC standard spatial guide

Used for PVC and ALU spatial cassettes

Available colour options:
white, brown, anthracite, golden oak, light oak, walnut, mahogany, wenge
walnut, cherry, swamp oak, winchester



PVC spatial guide with narrow foot

Used for PVC and ALU spatial cassettes

Available colour options:
white, brown, anthracite, golden oak, light oak, walnut, mahogany, wenge
walnut, cherry



ALU B55 guide

Used for roller blinds in cassette B55

Available colour options:
white, silver, textured black



...
**OUR
INSPIRATIONS**



















PROBLIND

roller blind and mosquito screen
manufacturer

WWW.PROBLIND.PL

official partner